

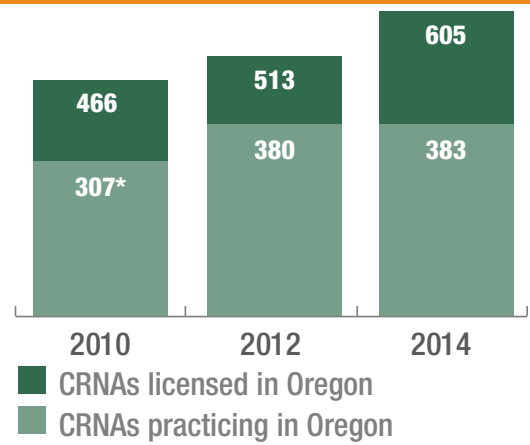
Certified Registered Nurse Anesthetists (CRNA)

HIGHLIGHTS:

- Just over 380 CRNAs are estimated to be practicing in Oregon.
- One-half of CRNAs (52%) practice in the Portland Metro area.
- Men make up over one-half (56%) of the CRNA workforce.

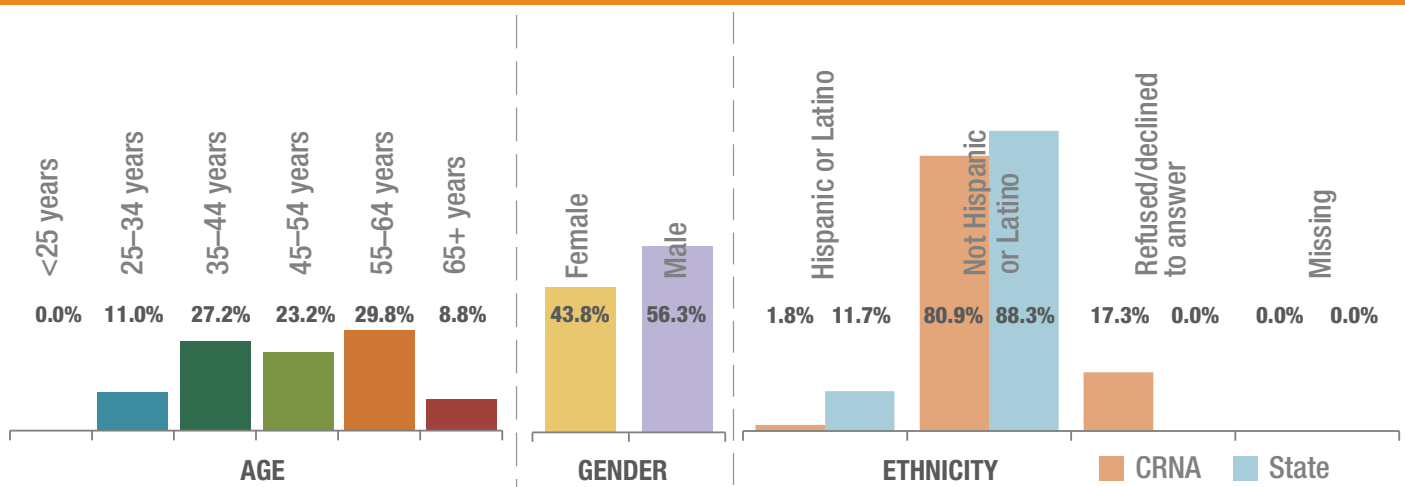
The number of certified registered nurse anesthetists licensed in Oregon increased by nearly 50 between 2010 and 2012 and by nearly 100 between 2012 and 2014 (overall increase of 139).

CERTIFIED REGISTERED NURSE ANESTHETISTS LICENSED IN OREGON

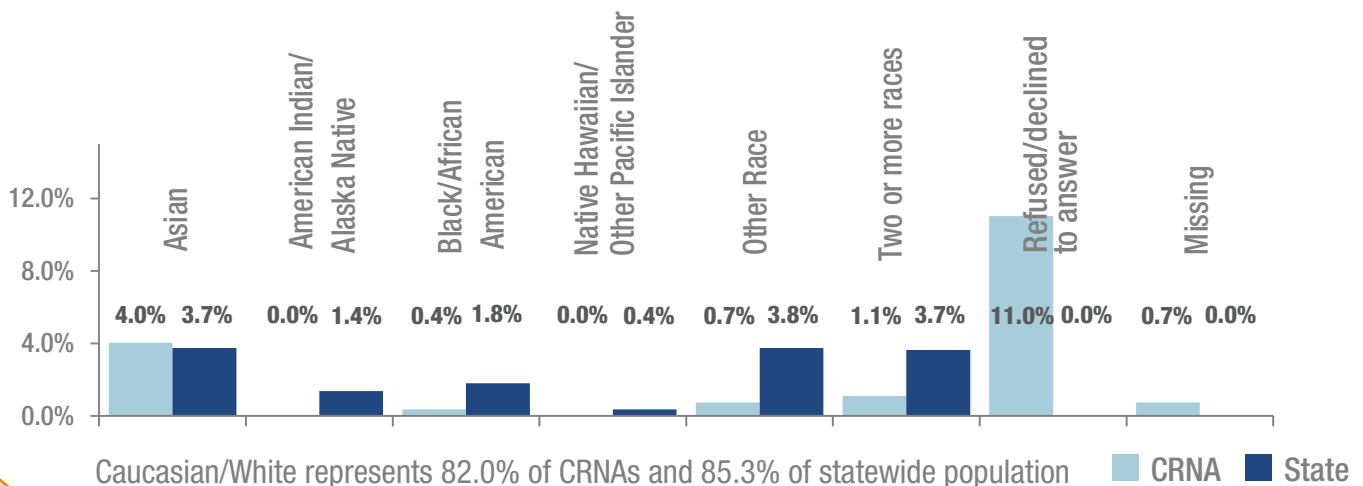


*Data do not account for all self-employed CRNAs.

PERCENTAGE OF CERTIFIED REGISTERED NURSE ANESTHETISTS BY AGE, GENDER, AND ETHNICITY



PERCENTAGE OF CERTIFIED REGISTERED NURSE ANESTHETISTS BY RACE COMPARED TO STATE POPULATION

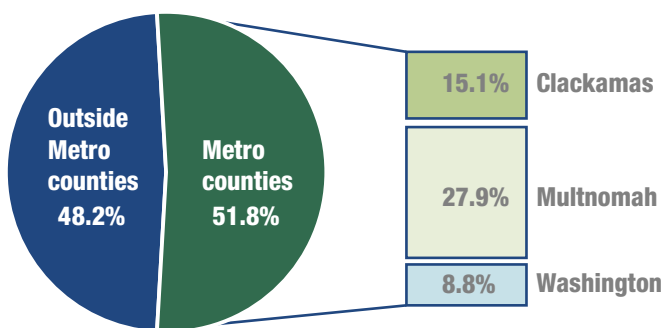


Certified Registered Nurse Anesthetists (CRNA)

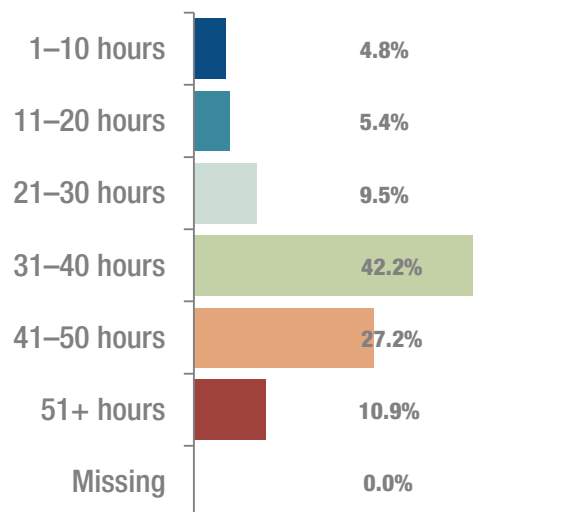
FUTURE PRACTICE PLANS IN THE NEXT 2 YEARS

Maintain practice as is	78.7%
Increase practice hours	6.3%
Reduce practice hours	8.5%
Move practice to another Oregon location	1.8%
Move out of state	1.1%
Retire	0.7%
Leave the field	0.4%
Move to Oregon to practice in the field	0.0%
Other	2.6%
Missing	0.0%
Total	100.0%

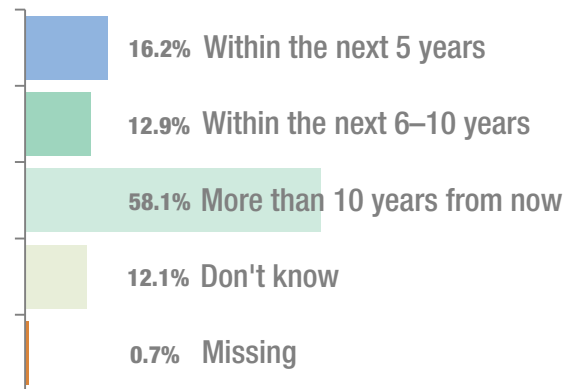
PERCENTAGE OF CRNAs WORKING IN THE PORTLAND METRO REGION



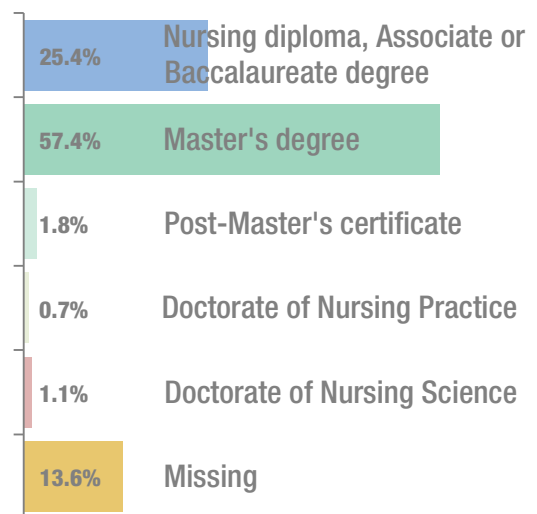
HOURS WORKED DURING A TYPICAL WEEK



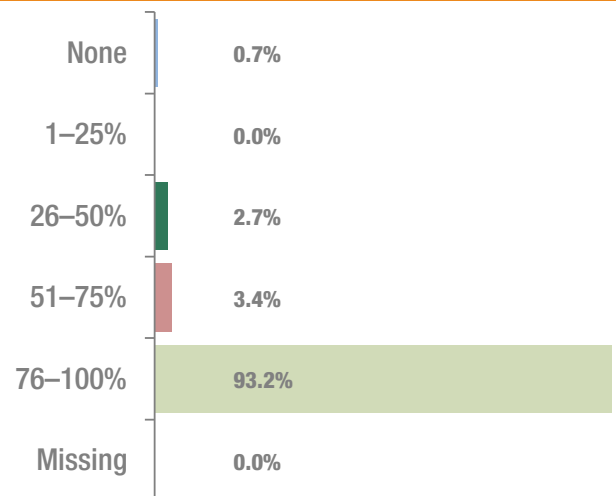
RETIREMENT PLANS



HIGHEST LEVEL OF NURSING EDUCATION



PERCENTAGE OF TIME SPENT IN DIRECT PATIENT CARE



Unless otherwise indicated, all data refers to licensed professionals practicing in Oregon in 2014.