

Clinical Nurse Specialists (CNS)

HIGHLIGHTS:

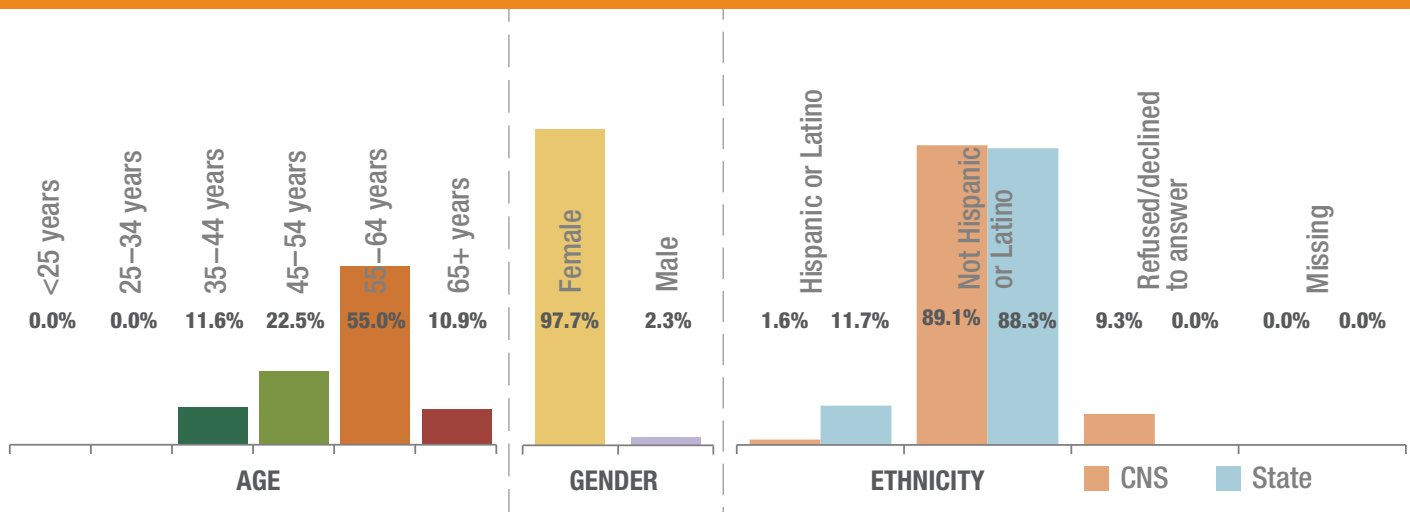
- More than 160 CNSs are estimated to be practicing in Oregon.
- Two-thirds of CNSs (66%) are 55 years of age or older.
- Almost one-half of CNSs (43%) do not provide any direct patient care during their work week.

The number of clinical nurse specialists licensed in Oregon increased by more than 25 between 2010 and 2012 and increased by one between 2012 and 2014 (overall increase of 27).

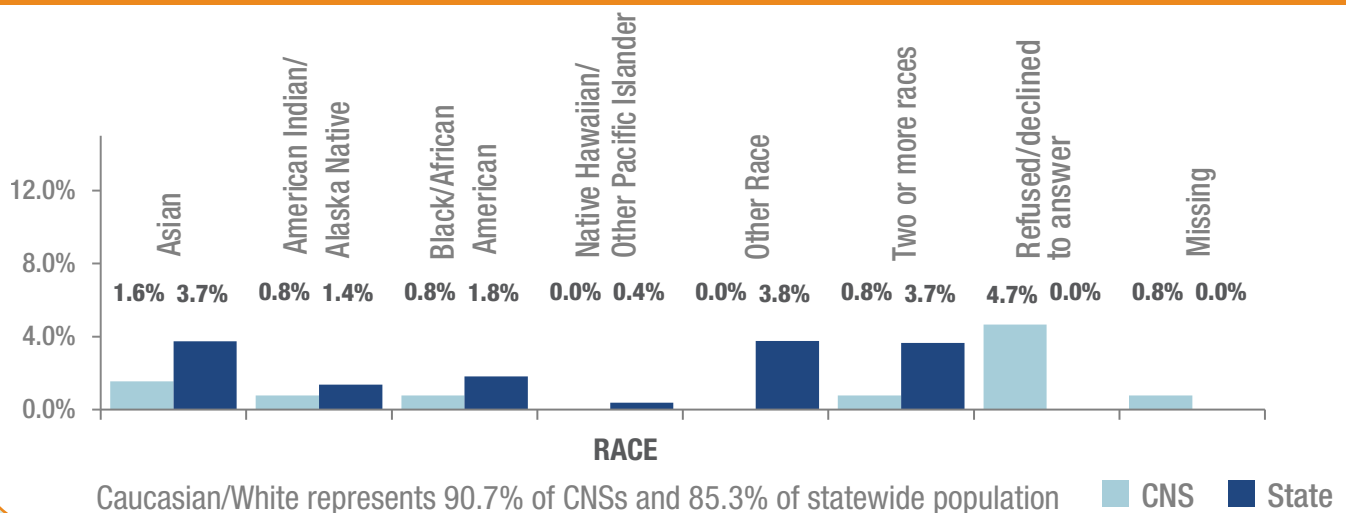
CLINICAL NURSE SPECIALISTS IN OREGON



PERCENTAGE OF CLINICAL NURSE SPECIALISTS BY AGE, GENDER, AND ETHNICITY



PERCENTAGE OF CLINICAL NURSE SPECIALISTS BY RACE COMPARED TO STATE POPULATION



Clinical Nurse Specialists (CNS)

FUTURE PRACTICE PLANS IN THE NEXT 2 YEARS

Maintain practice as is	76.7%
Increase practice hours	7.8%
Reduce practice hours	9.3%
Move practice to another Oregon location	3.1%
Move out of state	0.0%
Retire	0.8%
Leave the field	0.0%
Move to Oregon to practice in the field	0.0%
Other	2.3%
Missing	0.0%
Total	100.0%

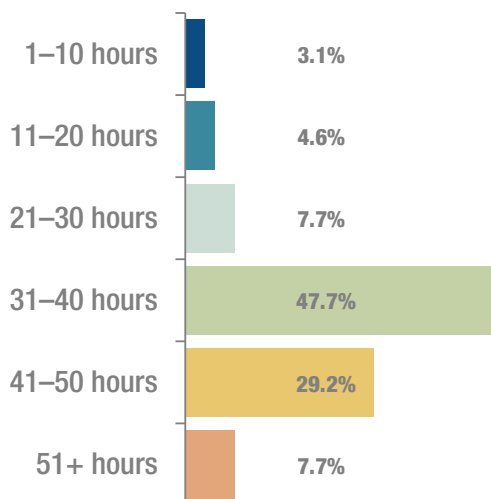
TOP THREE WORK SETTINGS

Hospital	58.9%
Educational or research institution	10.9%
Office/clinic	8.5%

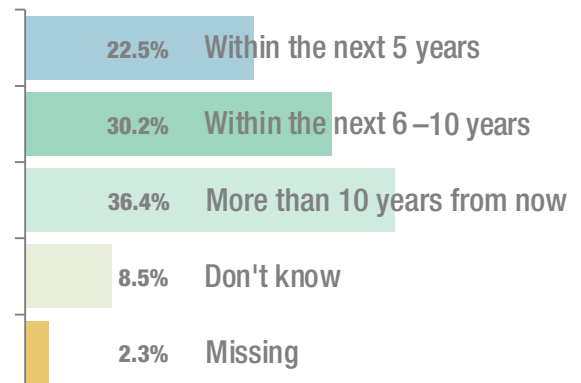
TOP THREE SPECIALTIES REPORTED AT PRIMARY PRACTICE LOCATION

Critical care/ICU/CCU	15.5%
Psych/mental health	10.1%
Management/administration	9.3%

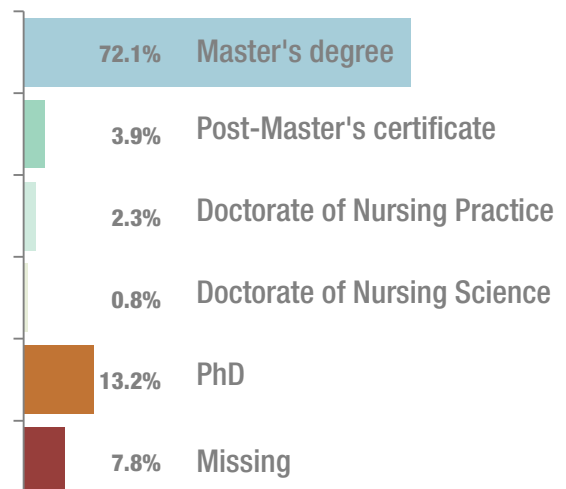
HOURS WORKED DURING A TYPICAL WEEK



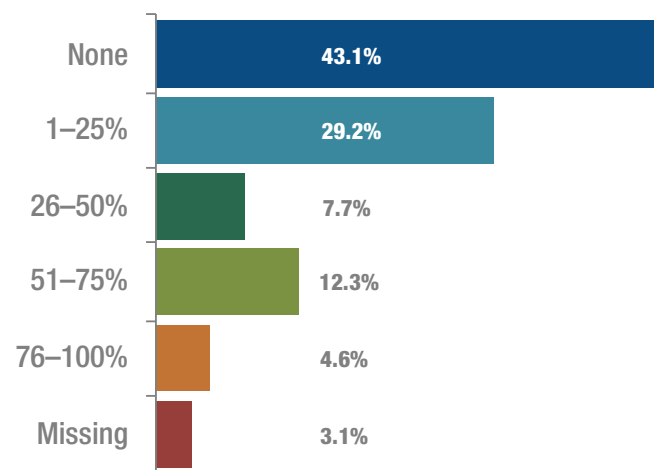
RETIREMENT PLANS



HIGHEST LEVEL OF NURSING EDUCATION



PERCENTAGE OF TIME SPENT IN DIRECT PATIENT CARE



Unless otherwise indicated, all data refers to licensed professionals practicing in Oregon in 2014.