

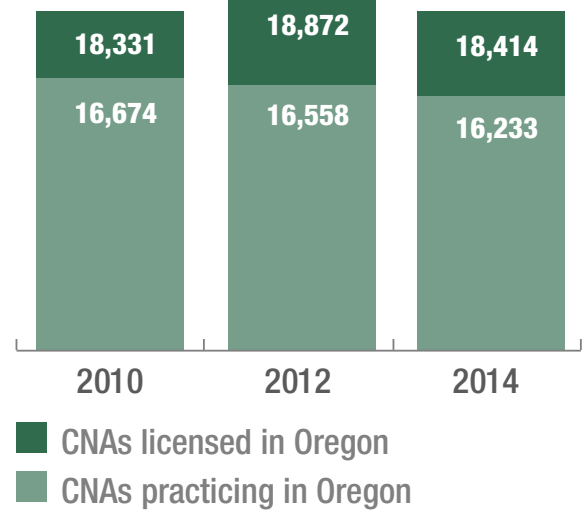
# Certified Nursing Assistants (CNA)

## HIGHLIGHTS:

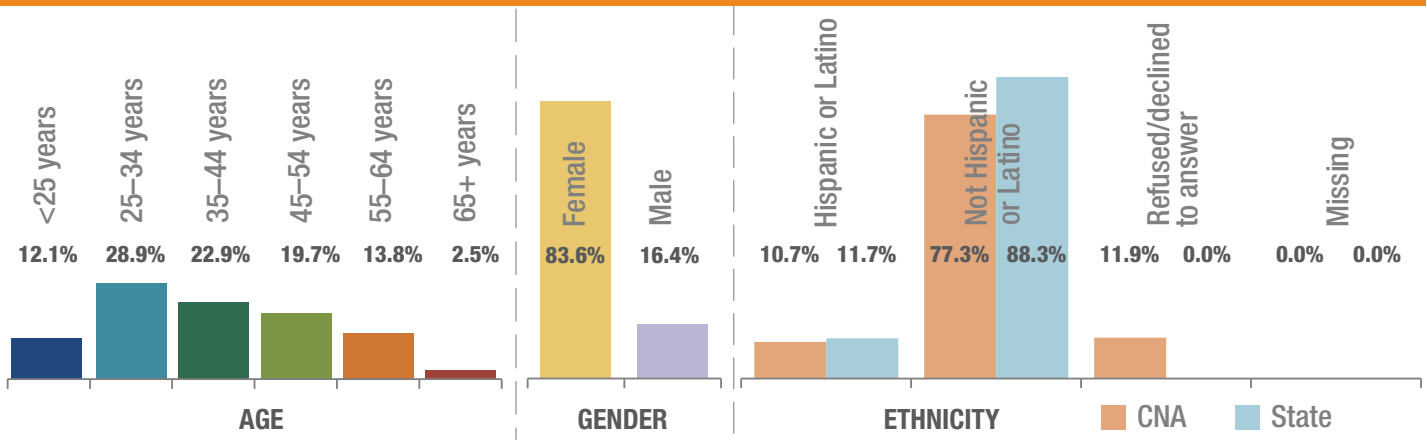
- More than 16,000 CNAs are estimated to be practicing in Oregon.
- The estimated number of CNAs practicing in Oregon has decreased since 2010.
- Almost 1 of 5 CNAs (16%) would like to increase the number of hours they work.

The number of certified nursing assistants licensed in Oregon increased by more than 500 between 2010 and 2012 but decreased by nearly that between 2012 and 2014 (overall increase of 83). The estimated number practicing in Oregon during this time period decreased, from more than 16,500 to less than 16,250 (overall decrease of 441).

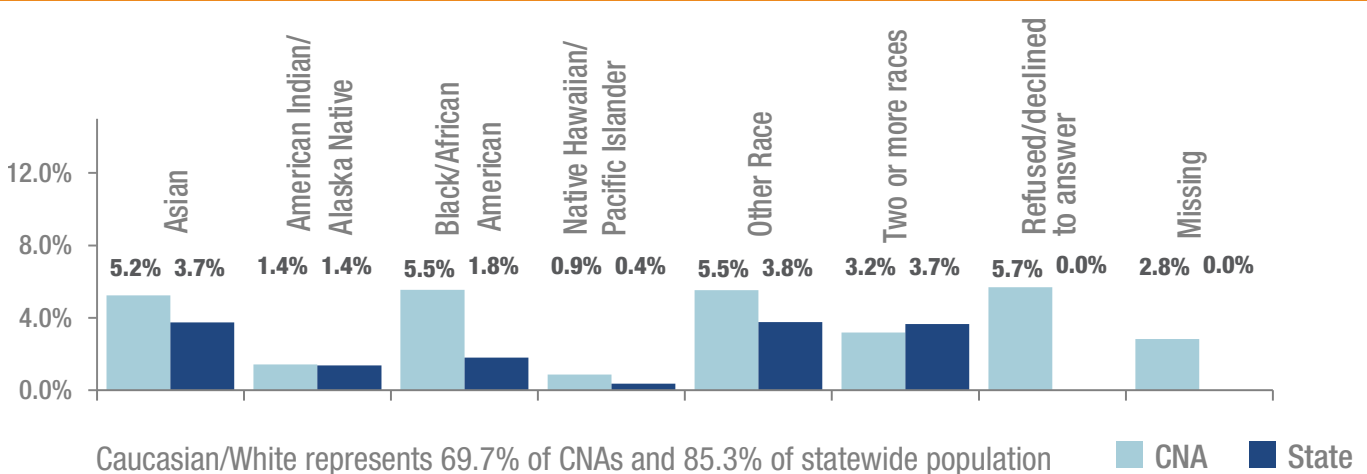
## LICENSED CERTIFIED NURSING ASSISTANTS IN OREGON



## PERCENTAGE OF CERTIFIED NURSING ASSISTANTS BY AGE, GENDER, AND ETHNICITY



## PERCENTAGE OF CERTIFIED NURSING ASSISTANTS BY RACE COMPARED TO STATE POPULATION

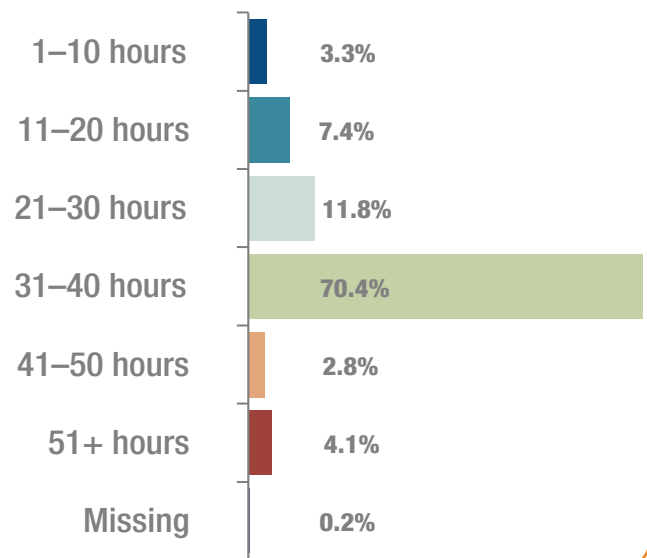


# Certified Nursing Assistants (CNA)

## FUTURE PRACTICE PLANS IN THE NEXT 2 YEARS

Maintain practice as is	70.7%
Increase practice hours	16.3%
Reduce practice hours	2.3%
Move practice to another Oregon location	3.8%
Move out of state	0.6%
Retire	0.5%
Leave the field	2.1%
Move to Oregon to practice in the field	0.1%
Other	3.6%
Missing	0.0%
Total	100.0%

## HOURS WORKED DURING A TYPICAL WEEK



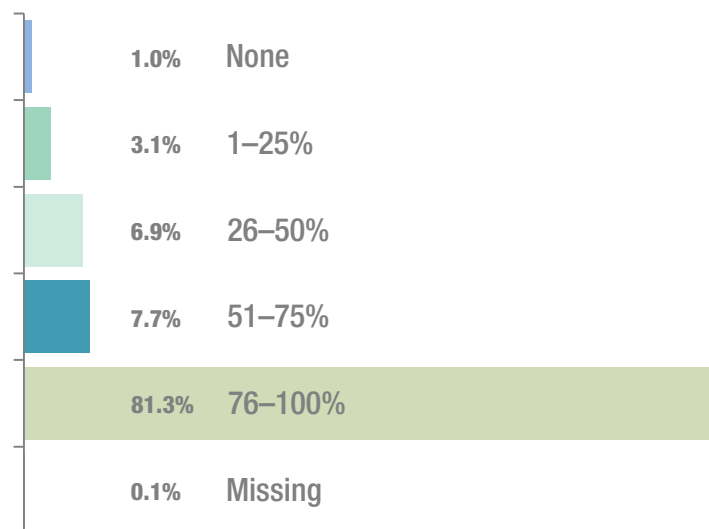
## TOP THREE WORK SETTINGS

Hospital	38.8%
Skilled nursing facility/long term care	32.7%
Home health/hospice	6.9%

## TOP THREE SPECIALTIES REPORTED AT PRIMARY PRACTICE LOCATION

Long term care	25.0%
Geriatrics	12.0%
Medical-surgical	10.3%

## PERCENT OF TIME SPENT IN DIRECT PATIENT CARE



Unless otherwise indicated, all data refers to licensed professionals practicing in Oregon in 2014.