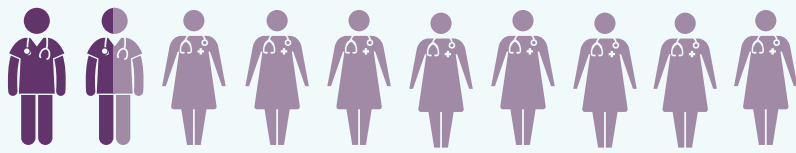


TAKING A CLOSER LOOK AT

Oregon's Nursing Workforce

The estimated number of registered nurses (RNs) currently work in Oregon:

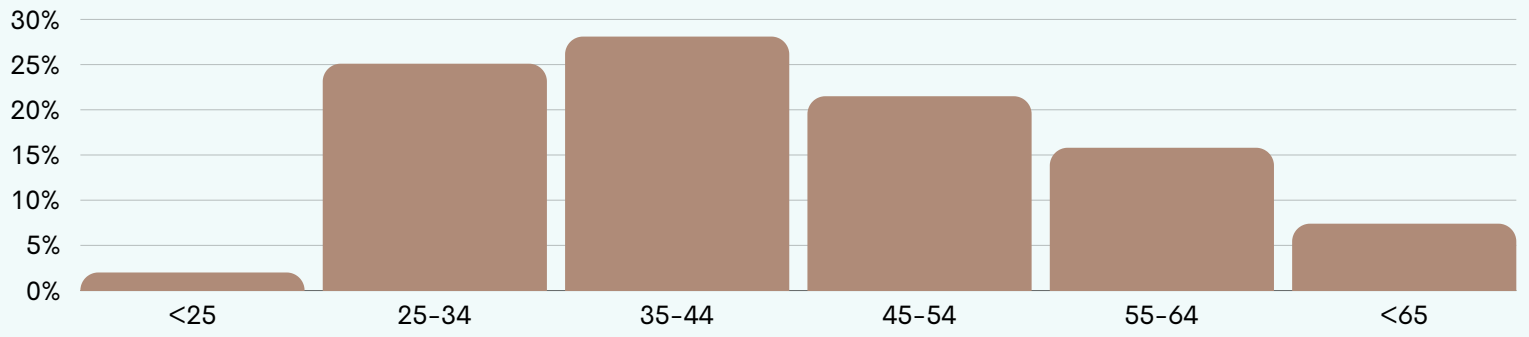
56,200



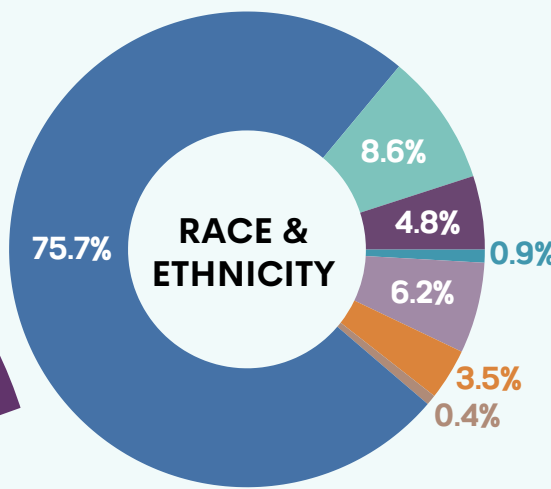
Approximately 14% of the registered nurse workforce in Oregon is male.

This is higher than the 11% U.S. national average, according to the National Council of State Boards of Nursing 2022 National Nursing Workforce Survey.

The median age of an Oregon nurse is 42. More than 50% of Oregon's nurses are between the ages of 20 and 43.



Approximately 76% of Oregon's nurses identifies as white.



- Hispanic
- Asian
- Black
- White
- Mixed or Other Race
- Native American and Alaskan
- Hawaiian and Pacific Islander

About 62% of Oregon nurses hold a baccalaureate degree as their highest education.

27.0%
Associates Degree

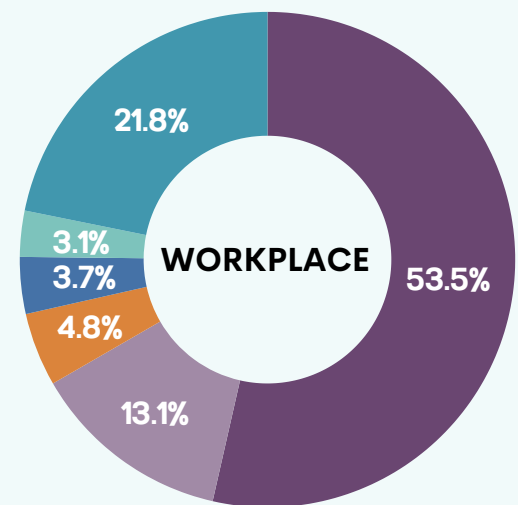


61.7%
Bachelors Degree

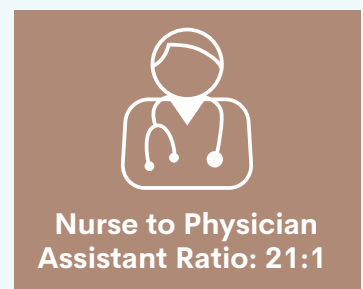
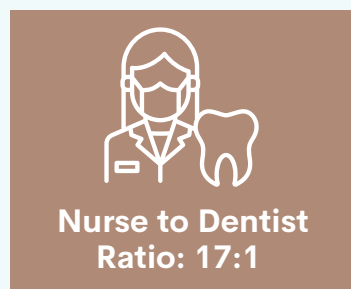
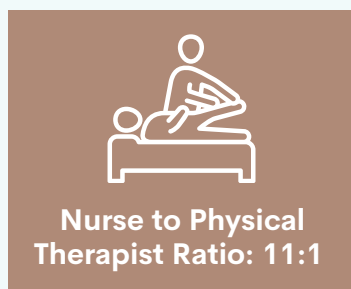
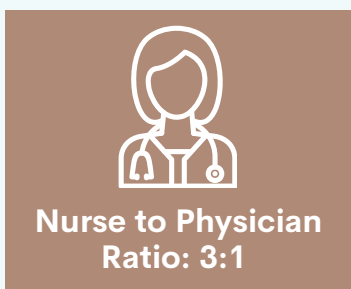


More than half of Oregon's nurses work in acute care, and about 22% in a wide variety of settings.

- Hospitals/Acute Care
- Insurance Claims/Benefits
- Office or Clinic
- Outpatient Surgical Clinic
- Home Health/Hospice
- All Other Settings



Nursing makes up the largest sector of the healthcare workforce in Oregon:



This information was compiled and produced by the Oregon Center for Nursing. Sources include the Oregon Health Authority's Public Use Nursing Workforce Datafile, the U.S. Census Bureau, and the American Community Survey

Infographic © 2023-2024, Oregon Center for Nursing. Use and resharing of this infographic is permitted with appropriate credit. Reproduction is prohibited. Visit oregoncenterfornursing.org for more information.