

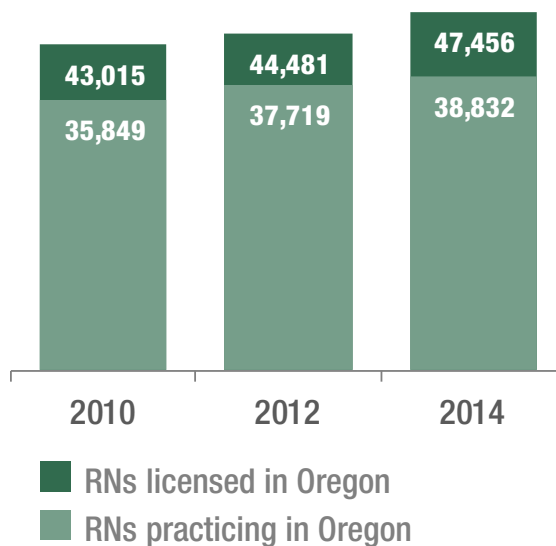
# Registered Nurses (RN)

## HIGHLIGHTS:

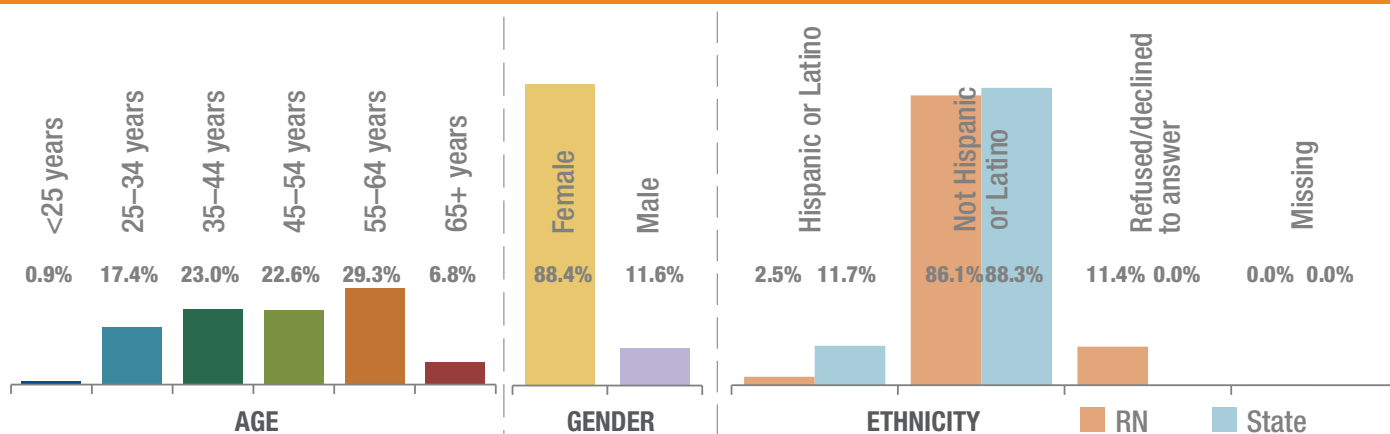
- More than 38,000 RNs are estimated to be practicing in Oregon.
- More than a third of RNs (36%) are 55 years of age or older.
- Half (50%) of RNs hold a bachelor's degree or higher.

The number of registered nurses (RN) licensed in Oregon increased by nearly 1,500 between 2010 and 2012 and by nearly 3,000 between 2012 and 2014 (overall increase of 4,441). The estimated number practicing in Oregon increased as well, from more than 35,000 in 2010 to more than 38,000 in 2014 (overall increase of 2,983).

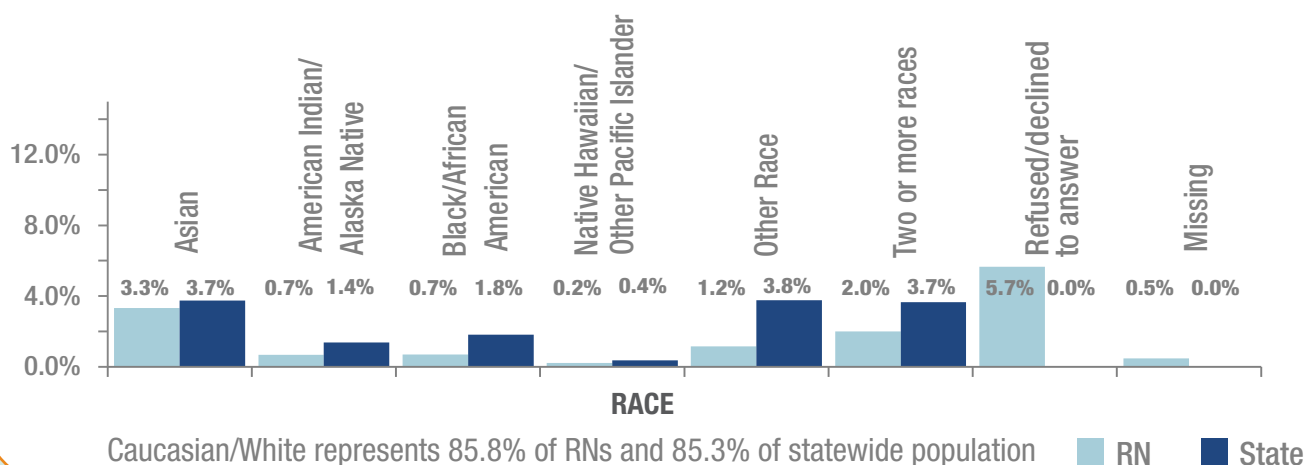
## REGISTERED NURSES IN OREGON



## PERCENTAGE OF REGISTERED NURSES BY AGE, GENDER, ETHNICITY



## PERCENTAGE OF REGISTERED NURSES BY RACE COMPARED TO STATE POPULATION



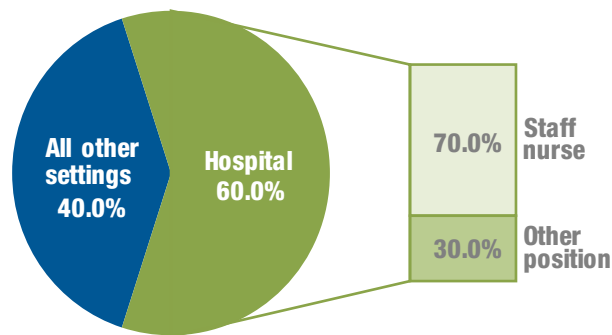
# Registered Nurses (RN)

## FUTURE PRACTICE PLANS IN THE NEXT 2 YEARS

Maintain practice as is	78.7%
Increase practice hours	6.8%
Reduce practice hours	6.7%
Move practice to another Oregon location	3.0%
Move out of state	1.2%
Retire	1.8%
Leave the field	0.4%
Move to Oregon to practice in the field	0.1%
Other	1.4%
Missing	0.0%

## WORK SETTING AND POSITION

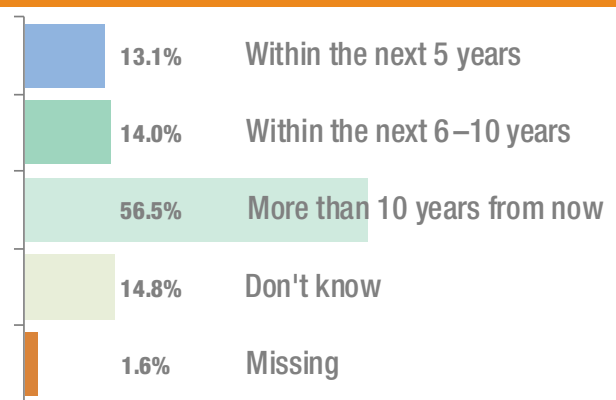
Hospitals continue to be the primary employers of registered nurses. The proportion reporting they work in a hospital setting remained unchanged from 2010 and 2014 at 60%. Given this finding, it is not surprising that nearly two-thirds of RNs practicing in Oregon work as staff nurses.



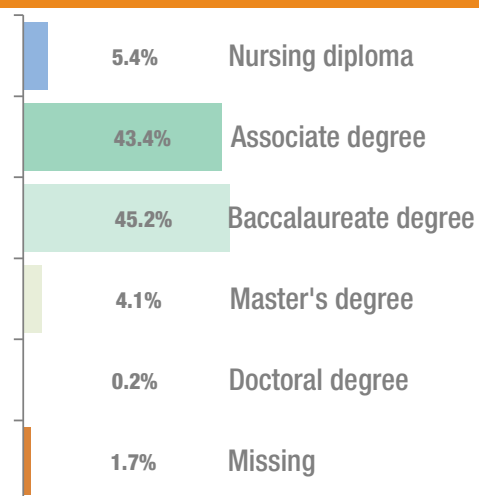
## TOP THREE SPECIALTIES REPORTED AT PRIMARY PRACTICE LOCATION

Medical-Surgical	13.0%
Surgery/Recovery	11.0%
Critical Care/ICU/CCU	9.0%

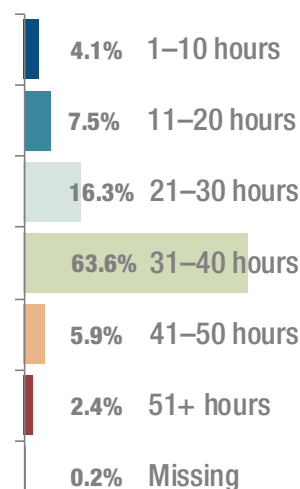
## RETIREMENT PLANS



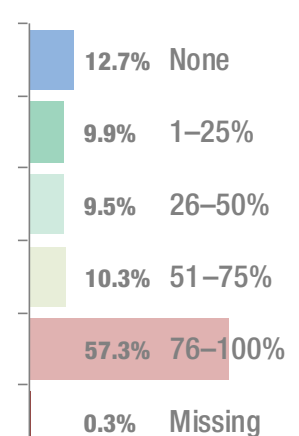
## HIGHEST LEVEL OF NURSING EDUCATION



## HOURS WORKED DURING A TYPICAL WEEK



## PERCENT OF TIME SPENT IN DIRECT PATIENT CARE



Unless otherwise indicated, all data refers to licensed professionals practicing in Oregon in 2014.