


Nurse Practitioners (NP)

HIGHLIGHTS:

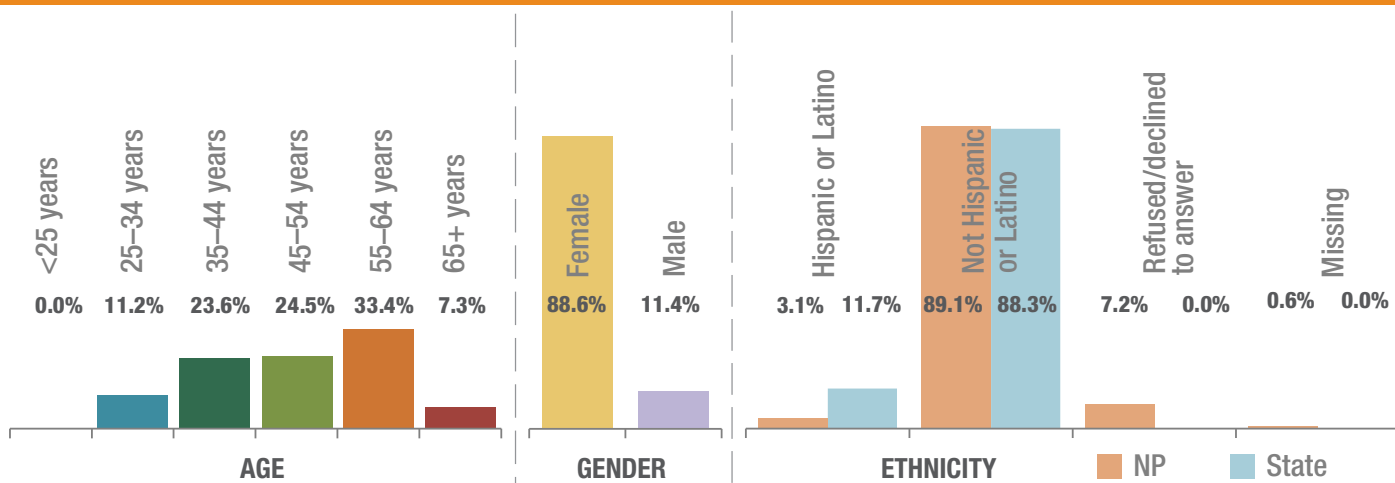
- Just over 2,400 NPs are estimated to be practicing in Oregon.
- Nearly 8 of 10 NPs (78%) spend three-fourths of their time in direct patient care.
- Two of 5 NPs (41%) are 55 years of age or older.

The number of nurse practitioners licensed in Oregon increased by more than 150 between 2010 and 2012 and by approximately 350 between 2012 and 2014 (overall increase of 517).

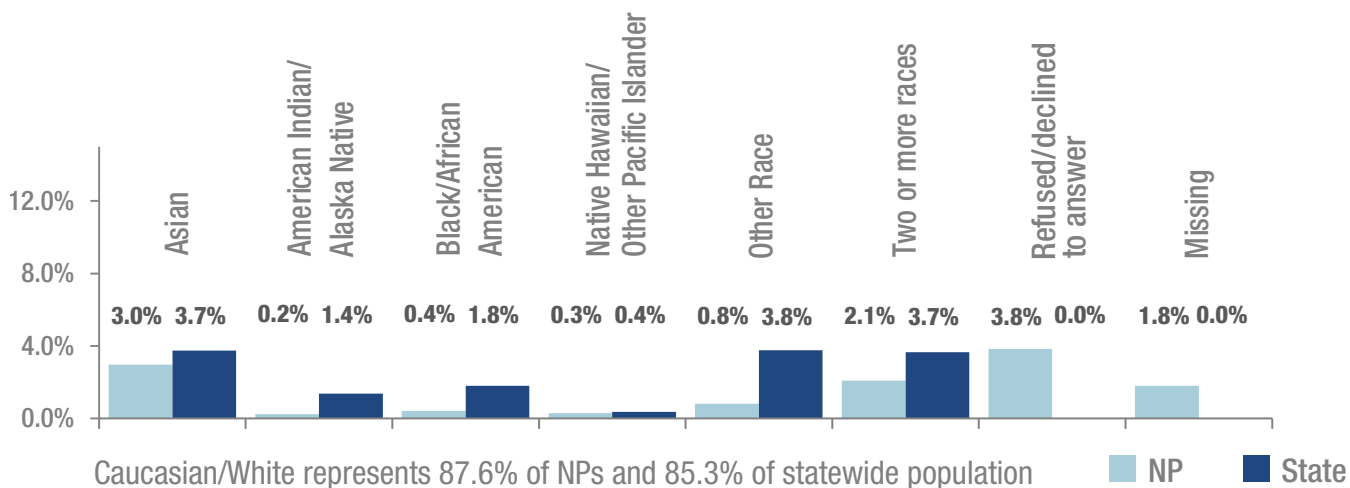
NURSE PRACTITIONERS LICENSED IN OREGON



PERCENTAGE OF NURSE PRACTITIONERS BY AGE, GENDER, AND ETHNICITY



PERCENTAGE OF NURSE PRACTITIONERS BY RACE COMPARED TO STATE POPULATION



Nurse Practitioners (NP)

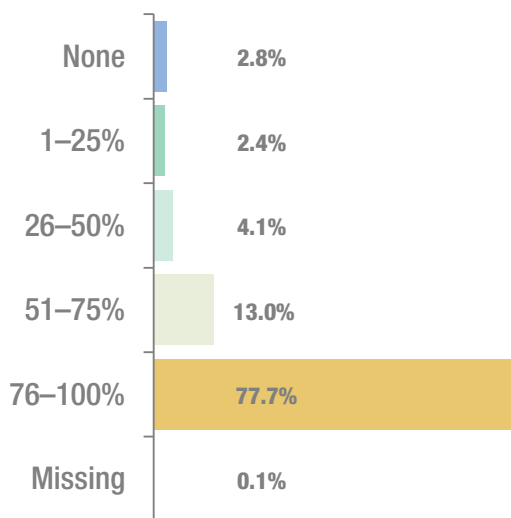
FUTURE PRACTICE PLANS IN THE NEXT 2 YEARS

Maintain practice as is	71.5%
Increase practice hours	9.8%
Reduce practice hours	9.4%
Move practice to another Oregon location	3.8%
Move out of state	1.3%
Retire	1.9%
Leave the field	0.5%
Move to Oregon to practice in the field	0.1%
Other	1.7%
Missing	0.1%
Total	100.0%

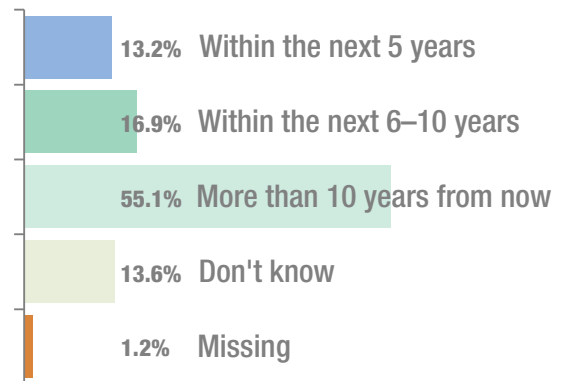
TOP THREE SPECIALTIES REPORTED AT PRIMARY PRACTICE LOCATION

Family practice	23.8%
Psych/mental health	15.6%
OB/Gyn/women's health	14.8%


PERCENTAGE OF TIME SPENT IN DIRECT PATIENT CARE



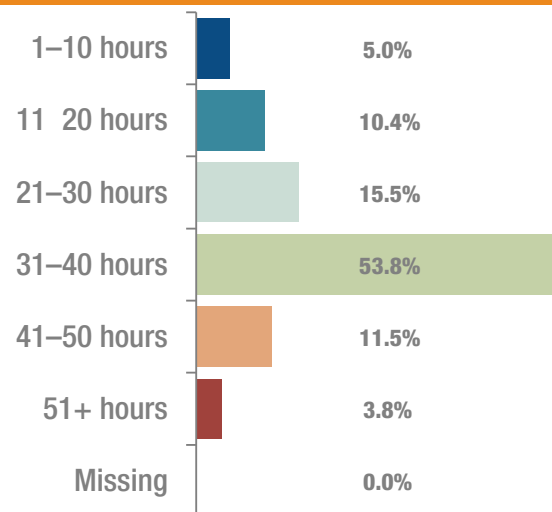
RETIREMENT PLANS



HIGHEST LEVEL OF NURSING EDUCATION



HOURS WORKED DURING A TYPICAL WEEK



Unless otherwise indicated, all data refers to licensed professionals practicing in Oregon in 2014.