

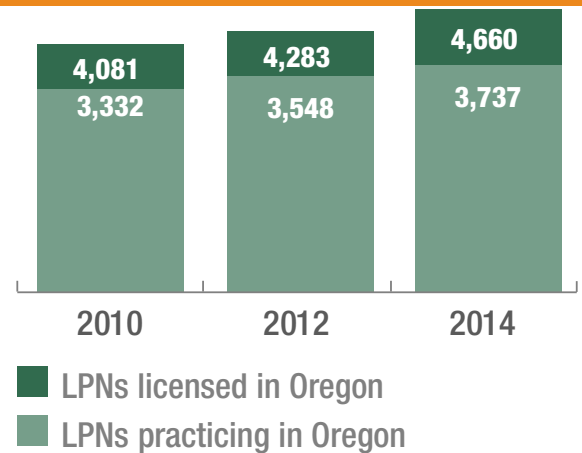
Licensed Practical Nurses (LPN)

HIGHLIGHTS:

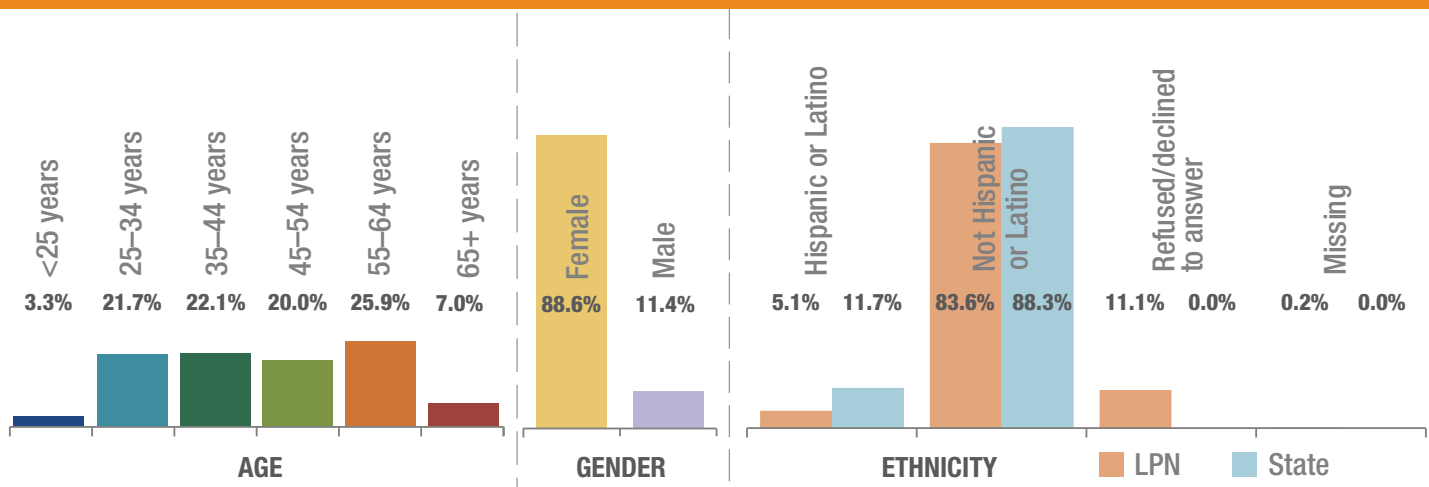
- More than 3,700 LPNs are estimated to be practicing in Oregon.
- Almost one-third (31%) of LPNs work in skilled nursing/long term care facilities.
- More than 1 of 10 LPNs (13%) plan to increase the number of hours they work.

The number of licensed practical nurses licensed in Oregon increased by almost 350 between 2010 and 2012 and more than 375 between 2012 and 2014 (overall increase of 722).

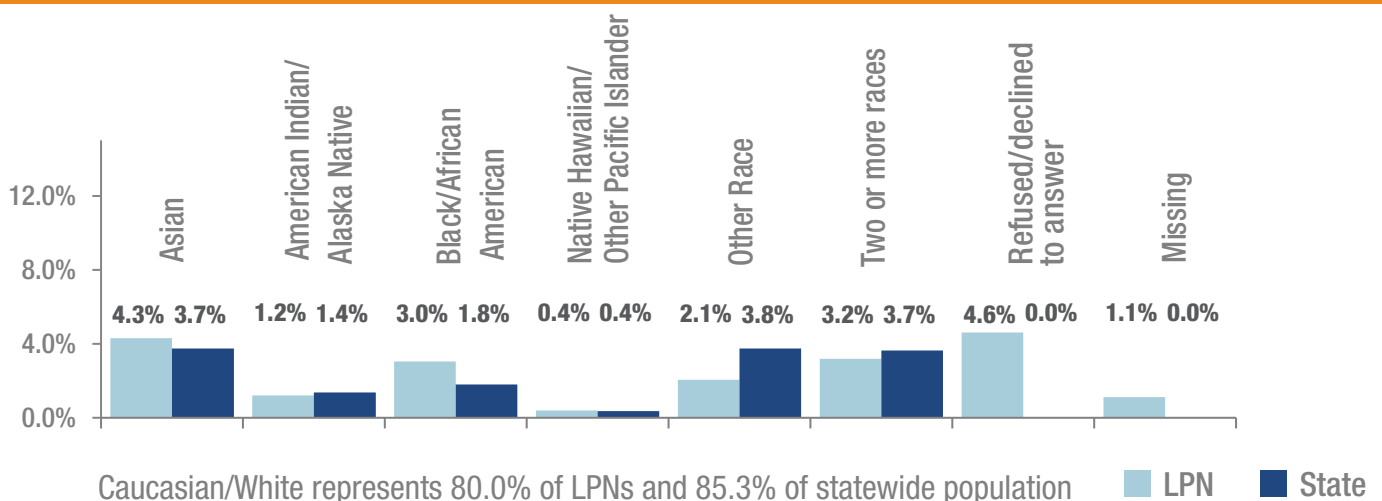
LICENSED PRACTICAL NURSES IN OREGON



PERCENTAGE OF LICENSED PRACTICAL NURSES BY AGE, GENDER, AND ETHNICITY



PERCENTAGE OF LICENSED PRACTICAL NURSES BY RACE COMPARED TO STATE POPULATION




Licensed Practical Nurses (LPN)

FUTURE PRACTICE PLANS IN THE NEXT 2 YEARS

Maintain practice as is	73.3%
Increase practice hours	12.9%
Reduce practice hours	4.9%
Move practice to another Oregon location	3.7%
Move out of state	1.1%
Retire	1.2%
Leave the field	0.4%
Move to Oregon to practice in the field	0.1%
Other	2.3%
Missing	0.0%
Total	100.0%

HIGHEST LEVEL OF NURSING EDUCATION



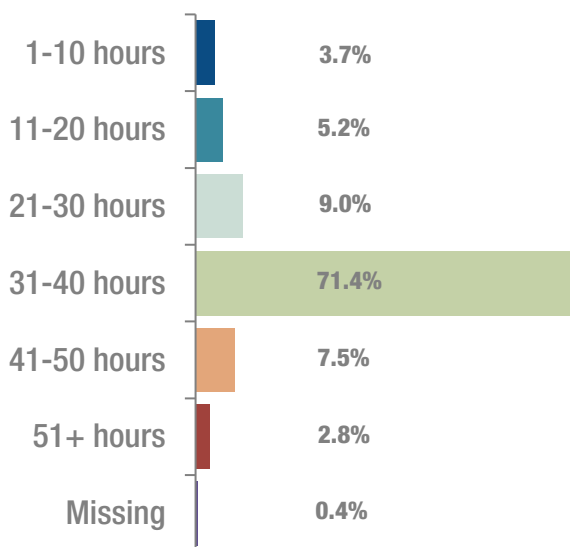
TOP THREE WORK SETTINGS

Skilled nursing facility/long term care	31.4%
Office/clinic	21.3%
Hospital	10.4%

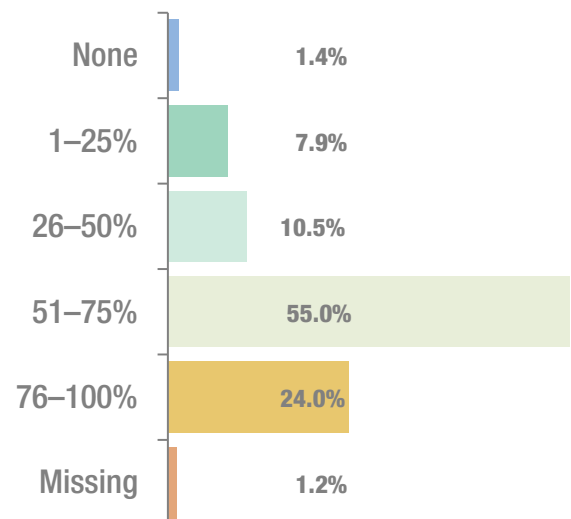
TOP THREE SPECIALTIES REPORTED AT PRIMARY PRACTICE LOCATION

Long term care	18.1%
Geriatrics	15.6%
Family practice	6.8%

HOURS WORKED DURING A TYPICAL WEEK



PERCENTAGE OF TIME SPENT IN DIRECT PATIENT CARE



Unless otherwise indicated, all data refers to licensed professionals practicing in Oregon in 2014.